

**ANNUAL ACCOUNTS FOR
THE FINANCIAL YEAR 2014-15**

**KALINGA INSTITUTE OF INDUSTRIAL TECHNOLOGY
KIIT UNIVERSITY
PLOT NO. 383, 384, PATIA,
BHUBANESWAR-751024**

**AUDITOR:
SANTOSH K. AGRAWALLA & ASSOCIATES
CHARTERED ACCOUNTANTS
PLOT NO. 361/2323, JAYADEV VIHAR
BHUBANESWAR-751013, ODISHA
TELE NO. +91-674-362055-57
E.mail: caska@caska.co.in
URL: <http://www.caska.co.in>**

AUDITORS REPORT


To
The Members,
Kalinga Institute of Industrial Technology,
Plot No. 383, 384, Patia, Bhubaneswar-751024


We have examined the attached Balance Sheet of **KIIT UNIVERSITY of KALINGA INSTITUTE OF INDUSTRIAL TECHNOLOGY, BHUBANESWAR, ORISSA** as at 31st March 2015, annexed Income & Expenditure Account for the years ended on that date. These financial statements are the responsibility of the Society/ Institute's Management. Our responsibility is to express an opinion on these financial statements based on our audit.

2. We have conducted our audit in accordance with the auditing standard generally accepted in India. Those standards require that we plan and perform the audit to obtain reasonable assurance about whether the financial statements are free from any material misstatements. An audit includes examining on test basis, evidence supporting the amounts and disclosures in the financial statements. An audit also includes assessing the accounting principles used and significant estimates made by the management, as well as evaluating the overall financial statements presentation. We believe that our audit provides a reasonable basis for our opinion.
3. Further to our comments in the Annexure referred in paragraph 1 above we state that:
 - a) We have obtained all the information and explanations, which to the best to our knowledge and belief were necessary for the purpose of our audit.
 - b) In our opinion proper books of account as required by law have been kept by the Society/ Institute so far, as appears from the examination of such books.
 - c) The Balance Sheet & Income & Expenditure Account dealt with by this report are in agreement with the books of account.
 - d) In our opinion and to the best of our information and according to the explanation given to us, the said accounts read together with the notes thereon give the true and fair view:
 - (i) In case the Balance Sheet, the state of affairs of the Society/ Institute as at 31st March 2015
 - And
 - iii) In case the Income and Expenditure Account for the year ended on that date

For SANTOSH K. AGRAWALLA & ASSOCIATES
Chartered Accountants

Plot No-361/2323, Jayadev Vihar,
Bhubaneswar-751013
Date: 30th June 2015




[CA S. K. Agrawalla]
Partner
M.No 055996

Name of the University:

KALINGA INSTITUTE OF INDUSTRIAL TECHNOLOGY

KIIT UNIVERSITY

383, 384 Patia, Bhubaneswar-24

(Amount in ₹)

Balance Sheet as at 31 March, 2015

Particulars	Note No.	As at March 31st,	
		2015	2014
		(₹)	(₹)
A SOURCES OF FUNDS			
1 Capital fund			
(a) Corpus Fund	2.1	6,82,81,939	6,20,16,969
(b) Reserves and surplus	2.2	4,36,34,77,996	3,33,10,56,104
		4,43,17,59,935	3,39,30,73,073
2 Non-current liabilities			
(a) Long-term borrowings	2.3	4,97,38,55,204	4,67,04,37,731
(b) Other long-term liabilities	2.4	1,83,90,922	91,10,161
(c) Long-term provisions		-	-
		4,99,22,46,126	4,67,95,47,892
3 Current liabilities			
(a) Short-term borrowings	2.5	45,22,61,759	20,78,26,833
(b) Payables	2.6	33,10,30,647	28,42,30,984
(c) Other current liabilities	2.7	13,10,07,840	10,70,65,001
(d) Short-term provisions		-	-
		91,43,00,246	59,91,22,817
TOTAL		10,33,83,06,306	8,67,17,43,783
B APPLICATION OF FUNDS			
1 Non-current assets			
(a) Fixed assets	2.8		
(i) Tangible assets		7,97,69,84,915	6,92,17,21,301
(ii) Intangible assets		5,16,20,421	5,23,82,385
(iii) Capital work-in-progress		6,53,78,137	12,01,72,850
		8,09,39,83,473	7,09,42,76,536
(b) Non-current investments	2.9	4,00,00,000	-
(c) Deferred tax assets (net)		-	-
(d) Long-term loans and advances	2.10	29,80,53,010	27,18,94,087
(e) Other non-current assets		-	-
		8,43,20,36,482	7,36,61,70,623
2 Current assets			
(a) Current investments	2.11	1,40,48,745	-
(b) Inventories	2.12	18,91,26,267	9,40,12,547
(c) Receivables	2.13	68,60,01,107	45,52,84,970
(d) Cash and cash equivalents	2.14	1,00,08,10,828	72,36,49,778
(e) Short-term loans and advances	2.15	1,62,82,877	3,26,25,865
(f) Other current assets		-	-
		1,90,62,69,824	1,30,55,73,160
TOTAL		10,33,83,06,306	8,67,17,43,783
SIGNIFICANT ACCOUNTING POLICIES			
NOTES TO ACCOUNTS			

As per our report attached
for Santosh K. Agrawalla & Associates
Chartered Accountants
Firm's Registration No.322231E

S.K. Agrawalla
CA. S. K. Agrawalla

Partner
Membership No- 055996

Place : Bhubaneswar
Date : June 30, 2015.



For and on behalf of
KIIT-University

Name of the University:

KALINGA INSTITUTE OF INDUSTRIAL TECHNOLOGY

KIIT UNIVERSITY


383, 384 Patia, Bhubaneswar-24

Statement of Income & Expenditure for the year ended 31 March, 2015

(Amount in ₹)

Particulars	Note No.	As at March 31st,	
		2015	2014
		(₹)	(₹)
1 Direct Income	2.16	4,50,33,05,998	3,75,50,77,941
2 Other income	2.17	62,59,20,414	36,21,87,231
3 Total revenue (1+2)		5,12,92,26,412	4,11,72,65,172
4 Expenses			
(a) Employee benefits expense	2.18	1,36,65,53,001	1,10,80,90,754
(b) Finance costs	2.19	59,33,13,594	57,16,64,152
(c) Depreciation and amortisation expense	2.8	69,70,93,092	62,16,97,744
(d) Other expenses	2.20	2,10,36,42,548	1,59,00,24,637
5 Total expenses		4,76,06,02,235	3,89,14,77,287
6 Surplus / (Deficit) (3 - 5)		36,86,24,177	22,57,87,885
SIGNIFICANT ACCOUNTING POLICIES			
NOTES TO ACCOUNTS			

As per our report attached
for Santosh K. Agrawalla & Associates
Chartered Accountants
Firm's Registration No.322231E


CA. S. K. Agrawalla

Partner

Membership No- 055996

Place : Bhubaneswar

Date : June 30, 2015.



For and on behalf of
KIIT-University

**NOTES FORMING PART OF THE ANNUAL ACCOUNTS
FOR THE FINANCIAL YEAR ENDED 31.03.2015**

**KIIT UNIVERSITY
383, 384 Patia, Bhubaneswar-24**

Note 2.1 : Corpus Fund

(Amount in ₹)

Particulars	As at March 31st,	
	2015	2014
	(₹)	(₹)
Opening balance	6,20,16,969	5,85,14,609
Add: During the Year	-	-
Add: Grant-in-Aid	62,64,970	35,02,360
Closing balance	6,82,81,939	6,20,16,969

Note 2.2 : Reserves and surplus

(Amount in ₹)

Particulars	As at March 31st,	
	2015	2014
	(₹)	(₹)
(a) Development Reserve		
Opening balance	31,39,15,181	31,39,15,181
Add : During the year	-	-
Closing balance	31,39,15,181	31,39,15,181
(b) General reserve		
Opening balance	3,01,71,40,923	2,52,59,40,637
Add: Transferred from surplus in Statement of Profit and Loss	36,86,24,177	22,57,87,885
Add: Development Fee	66,37,97,715	39,69,18,300
Add: Transferred from MNRE Project	15,89,467	-
Less: Utilised / transferred during the year for:	-	-
Providing Donation for creation of Asset	-	13,15,05,899
Others	-	-
Closing balance	4,04,95,62,815	3,01,71,40,923
(C) Surplus / (Deficit) in Statement of Income & Expenditure A/C		
Opening balance	-	-
Add: Profit / (Loss) for the year	36,86,24,177	22,57,87,885
Amounts transferred from:	-	-
General reserve	-	-
Other reserves	-	-
Amounts transferred to:	-	-
General reserve	36,86,24,177	22,57,87,885
Other reserves	-	-
Closing balance	-	-
TOTAL	4,36,34,77,996	3,33,10,56,104



Note 2.3 : Long-term borrowings

(Amount in ₹)

Particulars	As at March 31st,	
	2015	2014
	(₹)	(₹)
(a) Term loans		
<u>From banks (Secured)</u>		
Allahabad Bank		
Allahabad Bank-A/C-50025940603 (Building)	19,20,00,402	22,25,33,546
Allahabad Bank A/C-50057461941 (Building)	14,14,76,205	16,67,53,330
Allahabad Bank-A/C-50057465684 (Building)	14,14,76,205	16,67,53,330
Allahabad Bank-A/C-50203678564 (Building)	10,10,56,861	-
Bank of India		
B.O.I-A/C-556665310000002 (Equipment)	14,27,99,005	21,59,90,358
B.O.I-A/C-556665310000003 (Equipment)	21,37,97,960	-
B.O.I-A/C-556665410000004 (Building)	11,25,36,127	14,17,70,120
B.O.I-A/C-556665410000007 (Equipment)	-	3,46,26,937
B.O.I-A/C-55665410000016 (Building)	26,57,78,656	-
Canara Bank		
Canara Bank-A/C-2887773000095 (Building)	99,93,281	2,02,25,712
Canara Bank-A/C-2887773000113 (Building)	12,49,82,306	15,17,91,617
Canara Bank-A/C-2887773000115 (Building)	3,34,77,962	6,77,60,605
Canara Bank-A/C-2887773000116 (Building)	9,99,76,264	11,61,04,681
Canarabank- A/C-2887773000120 (Building)	6,90,20,349	7,91,24,339
HDFC Bank		
HDFC Bank-122LN08132810001 (Building)	9,66,66,667	14,50,00,000
HDFC Bank-122LN08132840001 (Building)	3,66,66,667	5,50,00,000
HDFC Bank-A/C-122LN08123220001 (Equipment)	3,33,33,333	6,66,66,667
HDFC Bank-A/C-122LN08123270001 (Equipment)	5,00,00,000	10,00,00,000
HDFC Bank-A/C-3402637 (Equipment)	32,50,100	50,00,669
HDFC Bank-A/C-3403768 (Equipment)	3,58,44,444	5,52,29,584
HDFC Bank-A/C-3424503 (Equipment)	5,10,58,560	6,52,68,788
HDFC Bank-A/C-3463381 (Equipment)	3,48,48,870	5,35,80,316
HDFC Bank-A/c-80262894 (Equipment)	6,57,652	10,11,882
Oriental Bank of Commerce		
OBC-A/C-04957021000181 (Building)	-	1,18,27,076
OBC-A/C-04957021000273 (Building)	9,10,00,000	12,50,07,780
OBC A/C-04957021000334 (Building)	35,00,00,000	40,38,82,807
OBC-A/C-04957025001833 (Building)	17,85,71,428	21,69,01,180
OBC-A/C-04957025005622 (Building)	45,36,01,122	-
OBC-A/C-4957021000235 (Building)	10,71,42,864	15,36,71,733
Pujanb National Bank		
PNB-A/C-297700IC00000384 (Building)	72,20,712	1,08,42,921
PNB-A/C-297700IC00000393 (Building)	1,60,67,869	2,69,17,815
PNB-A/C-297700IC00000409 (Building)	4,34,74,398	6,51,88,118
From Other Parties (Secured)		
Religare Finvest Limited (Building)	42,40,00,000	53,00,00,000
Tata Capital Financial Services Ltd. (Building)	-	3,50,41,672
Larsen & Turbo Finance Ltd. (Equipment)	37,50,000	1,87,50,000
TATA Capital Loan A/c. No.4101787 (Building)	10,35,00,000	-
TATA Capital Loan A/c. No.4224596	3,15,00,000	-



**NOTES FORMING PART OF THE ANNUAL ACCOUNTS
FOR THE FINANCIAL YEAR ENDED 31.03.2015**

**KIIT UNIVERSITY
383, 384 Patia, Bhubaneswar-24**

Note 2.3 : Long-term borrowings (contd...)		(Amount in ₹)	
Particulars	As at March 31st,		
	2015	2014	
	(₹)	(₹)	
(b) O/D LOAN FROM BANK			
Allahabad Bank			
Bank A/C-All.Bank-OD-50010093333	45,91,16,530	56,57,71,336	
Bank A/C-All.Bank-OD-50010135660	4,53,86,281	4,54,54,531	
Oriental Bank of Commerce			
Bank A/C-OBC-OD-4955011000197	40,31,10,204	40,46,57,649	
Punjab National Bank			
Bank A/C- PNB-2977009300000168	2,52,03,318	4,04,57,487	
Bank A/C- PNB-29770093000005480	16,81,89,689	-	
Bank A/C-PNB-29770093000005392	7,21,72,914	8,57,23,146	
(A)	4,97,37,05,204	4,67,02,87,731	

Note 2.3 : Long-term borrowings		(Amount in ₹)	
Particulars	As at March 31st,		
	2015	2014	
	(₹)	(₹)	
(a) Loans and advances from related parties			
Unsecured considered good	-	-	
(B)	-	-	
(b) Other loans and advances (Unsecured)			
Corner Point	1,50,000	1,50,000	
Others	-	-	
(C)	1,50,000	1,50,000	
TOTAL	4,97,38,55,204	4,67,04,37,731	

Note 2.4 : Other long-term liabilities		(Amount in ₹)	
Particulars	As at March 31st,		
	2015	2014	
	(₹)	(₹)	
(a) Payables:			
(i) Payable to Sundry Creditors	61,91,588	27,22,881	
(ii) Other than Acceptances	-	-	
	61,91,588	27,22,881	
(b) Others:			
(i) Payables on purchase of fixed assets	35,24,749	37,32,993	
(ii) Security deposite received	4,07,000	4,07,000	
(iii) Caution Money	19,70,209	21,77,287	
Innovation Fund	62,31,755	-	
(iv) DHI (India) Water & Environment Pvt Ltd.	50,000	50,000	
(v) Contingency-DST Inspire Programe	15,621	20,000	
TOTAL	1,83,90,922	91,10,161	



**NOTES FORMING PART OF THE ANNUAL ACCOUNTS
FOR THE FINANCIAL YEAR ENDED 31.03.2015**

**KIIT UNIVERSITY
383, 384 Patia, Bhubaneswar-24**

Note 2.5 : Short-term borrowings

(Amount in ₹)

Particulars	As at March 31st,	
	2015	2014
	(₹)	(₹)
(a) Term loans		
From banks (Secured)		
Canara Bank		
Canarabank- A/C-2887773000123 (STL)	9,99,86,600	-
Canarabank- A/C-2887773000125 (STL)	10,00,00,000	-
HDFC Bank		
HDFC Bank-122LN10140740001(STL)	-	10,00,00,000
HDFC Bank-A/C-122LN0150800001 (STL)	15,00,00,000	-
Sub Total	34,99,86,600	10,00,00,000
(b) O/D LOAN FROM BANK		
Allahabad Bank		
Bank A/C-All.Bank-80000194	14,15,911	-
Bank A/C-All.Bank-OD-50251267159	10,08,59,248	-
Bank A/C-All.Bank-50184495400	-	10,10,40,306
Bank A/C-All.Bank-5007226633	-	66,93,368
United Bank of India		
Bank A/C-UBI-1849010005845	-	93,159
Sub Total	10,22,75,159	10,78,26,833
TOTAL	45,22,61,759	20,78,26,833

Note 2.6 : Payables

(Amount in ₹)

Particulars	As at March 31st,	
	2015	2014
	(₹)	(₹)
(a) Payables:		
(i) Acceptance		
Payable to staff	11,63,06,112	8,42,43,120
Payable to student	3,38,39,388	2,65,76,343
Payable to professionals	-	6,83,720
Payable to Sundry Creditors	18,07,84,743	17,26,27,397
Expenses Payable	1,00,404	1,00,404
(ii) Other than Acceptances	-	-
TOTAL	33,10,30,647	28,42,30,984



**NOTES FORMING PART OF THE ANNUAL ACCOUNTS
FOR THE FINANCIAL YEAR ENDED 31.03.2015**

**KIIT UNIVERSITY
383, 384 Patia, Bhubaneswar-24**

Note 2.7 : Other current liabilities

(Amount in ₹)

Particulars	As at March 31st,	
	2015	2014
	(₹)	(₹)
(a) Statutory remittances :		
E.P.F Payable	93,69,705	33,65,429
Entry Tax Payble	-	24,926
ESI Payable	29,12,498	19,14,346
CPF Payable	41,400	38,000
TDS Payable	1,09,69,031	1,23,31,754
Professional Tax Payable	5,48,883	5,12,950
Sales Tax Payable	1,28,680	28,00,000
Service Tax Payable	6,14,729	13,00,530
LIC Payable	23,616	26,592
(b) Payables on purchase of fixed assets	3,79,04,433	2,54,17,304
(c) Others		
Rent Payable	21,32,891	33,66,835
Fellowship to JFR Payble	10,56,573	10,50,663
Fellowship to SRF Payble	16,98,293	7,47,926
Contribution to KISS	90,31,380	53,86,136
Contribution to Staff	18,678	18,678
Grant-in-Aid Unutilized	2,30,70,094	90,73,182
Staff Loan	24,04,844	19,79,754
Other Payables	2,90,82,112	3,77,09,996
	-	-
TOTAL	13,10,07,840	10,70,65,001

Note 2.9 : Investments

(Amount in ₹)

Particulars	As at March 31st,	
	2015	2014
	(₹)	(₹)
Non-current investments:		
<u>Long-term investments- at cost</u>	-	-
Trade (unquoted)	-	-
(a) Investments in equity instruments		
400000 Shares in Kalinga Media Private Limited @ ₹ 100/-	4,00,00,000	-
	-	-
	-	-
	-	-
TOTAL	4,00,00,000	-



NOTES-2.8

Fixed Assets Schedule and Depreciation Fund as on 31st March, 2015

Sl. No.	Particulars	GROSS BLOCK					DEPRECIATION					NET BLOCK		
		Opening Balance	Addition during the year	Deletion during the year	Total	Depreciation B/F	Rate of Deprec	Dep. For the year	Deletion during the Year	Total Dep. as on 31.03.2015	WDV as at 31.03.			
											2013	2014	2015	
1	2	3	4	5	6	7	8	9	10	11	12	13	14	
1	Airconditioner Including Installation	3,41,18,226	53,44,846	58,95,940	-	4,53,59,012	2,46,21,018	20%	35,58,005	-	2,81,79,023	1,71,79,989	94,97,208	
2	Audio Visual equipment	3,37,41,919	52,96,118	8,93,278	-	3,99,31,315	1,72,75,928	20%	44,41,751	-	2,17,17,679	1,82,13,636	1,64,65,991	
3	Books & Library	25,72,48,686	2,42,65,304	4,03,89,258	1,97,076	32,17,06,172	8,57,52,839	15%	3,23,63,805	-	11,81,16,644	20,35,89,528	17,14,95,847	
4	Building	5,60,06,97,168	37,77,35,530	71,68,29,111	1,59,08,000	6,67,93,53,809	91,80,02,068	5%	27,01,46,859	-	1,18,81,48,927	5,49,12,04,882	4,68,26,95,100	
5	Computer Related	25,64,53,240	12,84,943	3,03,85,456	-	28,81,23,639	13,48,68,557	20%	2,76,12,472	-	16,24,81,029	12,56,42,610	12,15,84,683	
6	Computer Software	9,03,28,391	21,36,420	88,94,863	-	10,13,59,674	3,79,46,006	20%	1,17,93,247	-	4,97,39,253	5,16,20,421	5,23,82,385	
7	Central Medical Gas	1,38,60,785	16,26,267	489	-	1,54,87,541	75,71,657	20%	15,83,128	-	91,54,785	63,32,756	62,89,128	
8	Crockery & Utensils	17,20,971	1,08,223	23,94,225	-	42,23,419	6,01,436	15%	3,63,731	-	9,65,167	32,58,252	11,19,535	
9	Electrical,Electronics Equipments & Fittings	15,71,16,651	65,19,948	2,00,81,882	-	18,37,18,481	6,27,98,595	20%	2,21,75,789	-	8,49,74,384	9,87,44,097	9,43,18,056	
10	Furniture & Fixture & office Equipments	27,20,67,653	2,49,46,312	1,79,74,939	-	31,49,88,904	11,92,08,460	15%	2,80,18,946	-	14,72,27,406	16,77,61,498	15,28,59,193	
11	Land & land Development	1,01,13,94,181	19,76,13,468	8,46,062	2,31,57,771	1,18,66,95,940	-	0%	-	-	-	1,18,66,95,940	1,01,13,94,181	
12	Laptop 2009-10	54,65,808	-	-	-	54,65,808	53,67,861	60%	58,768	-	54,26,629	39,179	97,947	
13	Laptop 2010-11	11,21,60,860	-	-	9,32,90,360	1,88,70,500	10,71,36,054	60%	5,07,240	8,91,10,952	1,85,32,342	3,38,158	50,24,806	
14	Laptop 2011-12	13,88,74,497	-	-	74,39,580	13,14,34,917	12,33,69,545	60%	88,03,031	66,06,347	12,55,66,229	58,68,688	1,55,04,952	
15	Laptop 2012-13	18,74,44,334	-	-	1,67,72,464	17,06,71,870	13,49,59,920	60%	2,86,72,874	1,20,76,174	15,15,56,620	1,91,15,250	5,24,84,414	
16	Laptop 2013-14	23,20,50,000	-	-	5,05,40,490	18,15,09,510	8,47,77,147	60%	7,62,33,993	3,03,24,294	13,06,86,846	5,08,22,664	14,72,72,853	
17	Laptop 2014-15	-	4,88,05,655	16,41,39,349	-	21,29,45,004	-	60%	7,85,25,198	-	7,85,25,198	13,44,19,806	-	
18	Machinery & Lab Equipment	18,91,42,150	1,52,84,524	2,31,13,254	-	22,75,39,928	11,51,11,039	20%	2,01,74,452	-	13,52,85,491	9,22,54,437	7,40,31,111	
19	Medical Equipment	36,80,30,190	1,60,59,080	2,64,12,821	30,50,000	40,74,52,091	15,54,39,805	20%	4,83,71,175	-	20,36,41,111	20,36,41,111	21,25,90,385	
20	Motor Vehicle	8,99,81,251	25,43,083	32,74,256	12,00,000	9,45,98,590	5,56,57,265	20%	74,60,840	-	6,31,18,105	3,14,80,485	3,43,23,986	
21	Photo Copiers	65,28,357	94,655	85,741	-	67,08,753	39,40,096	20%	5,45,158	-	44,85,254	22,23,499	25,88,261	
22	Sculpture Garden	1,96,96,976	1,98,169	58,817	-	1,99,53,962	99,00,093	25%	25,06,115	-	1,24,06,208	75,47,754	97,96,883	
23	Solar Power System	50,02,236	-	-	-	50,02,236	25,39,408	25%	6,15,707	-	31,55,115	18,47,121	24,62,828	
24	Solar Water Heating System	93,02,406	-	23,13,750	-	1,16,16,156	48,65,059	25%	13,98,556	-	62,63,615	53,52,541	44,37,347	
25	Sports & Musical Equipments	69,57,234	4,07,381	23,82,668	-	97,47,283	40,95,681	20%	8,92,054	-	49,87,735	47,59,548	28,61,553	
26	Surveillance Equipments	2,89,94,590	33,51,192	92,52,642	-	4,15,98,424	40,28,306	-	65,88,760	-	1,06,17,066	3,09,81,358	2,49,66,284	
27	Telephone & EPABX	89,76,974	34,704	36,190	-	90,47,868	46,28,197	15%	6,60,238	-	52,88,435	37,59,433	43,48,777	
28	Transformer & Generators	4,35,03,854	48,80,750	30,90,600	-	5,14,75,204	1,93,87,026	15%	45,81,431	-	2,39,68,457	2,75,06,747	2,41,16,828	
Sub Total:		9,18,08,59,588	73,85,36,572	21,15,55,741	10,78,65,86,011	2,24,38,49,066	-	-	68,86,53,323	13,81,17,767	2,79,43,84,622	7,99,22,01,389	6,93,70,10,522	

Research & Development Assets

1	Machinery & Lab Equipments	6,01,76,746	55,48,638	35,80,000	6,71,60,049	-	2,40,32,034	20%	81,24,137	-	3,21,56,171	3,50,03,878	3,61,44,712	
2	Electrical,Electronics Equipments & Fittings	2,99,001	-	-	2,99,001	-	1,82,411	20%	23,318	-	2,05,729	93,272	1,16,590	
3	Furniture & Fixture & office Equipments	2,43,923	-	-	2,43,923	-	97,653	15%	21,941	-	1,19,594	1,24,329	1,46,270	
4	Computer Software	-	4,04,800	45,199	4,49,999	-	-	20%	85,480	-	85,480	3,64,519	-	
5	Computer Related	11,15,202	1,60,500	1,56,750	14,32,452	-	4,29,610	20%	1,84,893	-	6,14,503	8,17,949	6,85,592	
Sub Total:		6,18,34,872	61,13,938	35,80,000	6,96,85,424	-	2,47,41,708	-	84,39,769	-	3,31,81,477	3,64,03,947	3,70,93,164	

Total:		9,24,26,94,460	74,46,50,510	1,08,39,62,205	11,25,64,211	-	2,26,85,90,774	-	69,70,93,092	-	2,82,75,66,099	8,02,86,05,336	6,97,41,03,686	
Previous Year:		7,23,35,17,148	33,95,56,257	1,78,21,85,266	9,24,26,94,460	-	1,74,90,45,394	-	62,16,97,744	-	2,26,85,90,774	6,97,41,03,686	5,48,44,71,754	



Note 2.10 : Long-Term Loans and Advances

(Amount in ₹)

Particulars	As at March 31st,	
	2015	2014
	(₹)	(₹)
Unsecured, considered good		
(a) Security deposits	1,51,14,958	1,31,98,005
(b) Advance against payables	4,84,027	2,58,38,600
(c) Other loans and advances		
(i) Loans and advances to employees	1,51,136	1,26,964
(ii) Prepaid expenses	46,65,923	48,25,985
(iii) Others	-	-
Intra Loans & Advances to Schools	26,39,22,872	22,59,97,045
Intra Loans TBI	1,06,606	-
(d) Innovation Fund (Grant)	1,17,00,000	-
(e) Balances with government authorities		
Service Tax	15,00,000	15,00,000
Entry Tax	-	-
Provident Fund	4,07,488	4,07,488
	-	-
TOTAL	29,80,53,010	27,18,94,087

Note 2.11 : Inventories (At lower of cost and net realisable value

(Amount in ₹)

as certified by the management)

Particulars	As at March 31st,	
	2015	2014
	(₹)	(₹)
(a) Electrical Consumables	21,48,899	-
(b) Raw Material & Consumables	1,18,99,846	-
TOTAL	1,40,48,745	-

Note 2.12 : Receivables:

(Amount in ₹)

Particulars	As at March 31st,	
	2015	2014
	(₹)	(₹)
(a) Fees Receivable From Students	10,83,91,638	8,66,216
(b) Receivables from Customers		
(i) Hospital Dues	5,73,43,685	-
(ii) Pharmacy Dues	41,59,731	-
(c) Grant-In-Aid Receivables	17,87,688	17,39,674
(d) Advance Income Tax	-	-
Advance Tax Paid	-	1,77,17,878
Tax Deducted at source	1,67,00,942	7,31,75,928
(e) Other Receivables		
KISS	-	-
Other Receivables	-	15,268
Project Fund Receivables	1,04,615	54,615
	6,37,968	4,42,968
TOTAL	18,91,26,267	9,40,12,547



**NOTES FORMING PART OF THE ANNUAL ACCOUNTS
FOR THE FINANCIAL YEAR ENDED 31.03.2015**

**KIIT UNIVERSITY
383, 384 Patia, Bhubaneswar-24**

Note 2.13 : Cash and cash equivalents

(Amount in ₹)

Particulars	As at March 31st,	
	2015	2014
	(₹)	(₹)
(a) Cash on hand (As certified by the Management)	1,08,67,813	58,63,202
(b) Cheques, Drafts on hand	32,60,204	12,24,617
(c) Balances with banks		
(i) In Current Accounts	18,48,42,762	11,98,84,749
(ii) In Savings Account	20,36,18,318	15,79,21,815
(iii) In Deposit Accounts	28,34,12,010	17,03,90,587
(d) Others	-	-
TOTAL	68,60,01,107	45,52,84,970

(i) The details of balances as on Balance Sheet dates with banks in Current Account

(Amount in ₹)

Particulars	As at March 31st,	
	2015	2014
	(₹)	(₹)
Allahabad Bank	9,07,58,638	5,08,92,047
Axis Bank Ltd.	15,904	15,904
Bank of India	5,06,10,958	5,078
Canara Bank	2,67,17,665	2,28,92,541
Central Bank of India	52,832	52,832
HDFC Bank	1,24,20,825	4,16,75,090
ICICI Bank Ltd.	50,000	-
Indian Overseas Bank	2,13,440	2,13,520
Oriental Bank of Commerce	14,34,039	39,35,509
Punjab National Bank	1,03,195	1,21,345
State Bank of India	1,96,521	80,884
United Bank of India	22,68,745	-
TOTAL	18,48,42,762	11,98,84,749

(ii) The details of balances as on Balance Sheet dates with banks in Savings Account

(Amount in ₹)

Particulars	As at March 31st,	
	2015	2014
	(₹)	(₹)
Allahabad Bank	2,65,22,708	12,44,24,093
Axis Bank Ltd.	2,45,818	2,36,226
Bank of India	1,16,98,336	-
Canara Bank	4,99,52,856	11,83,728
HDFC Bank	14,50,257	32,50,881
Oriental Bank of Commerce	8,96,78,926	1,24,97,406
Punjab National Bank	51,602	45,977
State Bank of India	61,77,829	85,70,310
State Bank of Travancore	6,06,452	8,25,749
UTI Bank	8,795	8,452
United Bank of India	1,72,24,739	68,78,993
TOTAL	20,36,18,318	15,79,21,815



**NOTES FORMING PART OF THE ANNUAL ACCOUNTS
FOR THE FINANCIAL YEAR ENDED 31.03.2015**

**KIIT UNIVERSITY
383, 384 Patia, Bhubaneswar-24**

**(iii) The details of deposit accounts as on Balance Sheet dates
with banks**

(Amount in ₹)

Particulars	As at March 31st,	
	2015	2014
	(₹)	(₹)
FD-Alla.Bank-50145558402	8,00,000	8,00,000
FD- Alla. Bank, KIIT-20139448832	6,88,333	4,00,698
FD-Alla. Bank,KIIT-20139451775	1,80,22,681	1,80,22,681
FD-Alla.Bank,KIIT-50002705881	10,00,000	10,00,000
FD-Alla.Bank, KIIT-50002705916	10,00,000	10,00,000
FD-Alla.Bank,KIIT-50010133720	-	5,00,00,000
FD- Alla.Bank-KIIT-50033302988	9,76,047	7,50,000
FD-Alla.Bank-KIIT-50037604770	6,81,263	5,00,000
FD-Alla.Bank-KIIT-50037604781	4,08,754	3,00,000
FD-Alla.Bank,Nayapalli-50002218877	45,305	29,791
FD-Alla.Bank -50269500629	1,00,000	-
FD-Alla.Bank -50231261151	7,64,97,793	-
F.D-All. Bank A/C-50188047442	1,00,000	1,00,000
F.D-B. O. I-A/C-556645110000001	79,65,621	60,00,000
F. D-B. O. I-A/C-556645110000002	33,38,796	25,00,000
F. D-B. O. I-A/C-556656110000220	21,25,000	-
F. D-B. O. I-A/C-556656110000221	63,75,000	-
F.D-B. O. I-A/C-556656110000232	3,00,00,000	-
F.D-B. O. I-A/C-556656110000245	75,00,000	-
F.D-B. O. I-A/C-556656110000246	25,00,000	-
F.D-B.O.I-A/C No.-556645110000008	16,21,000	16,21,000
F.D-B.O.I-A/C No.-556656110000216	1,20,00,000	-
FD-Canara Bank-A/C-2487401001370/1	1,20,12,817	1,20,12,817
FD-OBC-KIIT-13463021000284	8,00,00,000	-
FD-OBC-KIIT	23,00,000	-
FD-PNB-CSPur-297700PR00022140	40,00,000	40,00,000
FD-OBC-A/C-04953021005737	-	6,00,00,000
FD-Allahabad Bank-50028720549	10,00,000	10,00,000
FCR A/C-Allahabad Bank-50164417833	1,00,00,000	1,00,00,000
Mutual Fund In UTI-SOM	3,53,600	3,53,600
TOTAL	28,34,12,010	17,03,90,587

Note 2.14 : Short-term loans and advances

(Amount in ₹)

Particulars	As at March 31st,	
	2015	2014
	(₹)	(₹)
(a) Loans and advances to employees (Unsecured, considered good)		
Staff Advance for salary	1,55,16,700	1,70,02,130
Advance For Office Expenses	1,53,02,703	2,19,30,094
(b) Prepaid Expenses	2,21,33,983	1,66,84,663
(c) Advance for Land & Building		
Advance for Building	20,13,97,258	16,82,78,241
Advance for Land	38,67,32,036	39,06,07,036
(d) Advance against payable	12,12,37,676	10,06,89,299
(e) Other Loans & Advances	23,84,90,473	84,58,315
TOTAL	1,00,08,10,828	72,36,49,778



**NOTES FORMING PART OF THE ANNUAL ACCOUNTS
FOR THE FINANCIAL YEAR ENDED 31.03.2015**

**KIIT UNIVERSITY
383, 384 Patia, Bhubaneswar-24**

Note 2.15 : Other current assets

(Amount in ₹)

Particulars	As at March 31st,	
	2015	2014
	(₹)	(₹)
(a) Accruals		
Interest accrued on deposits		
(i) Allahabad Bank		
FD-Alla.Bank,KIIT-20139448832	25,678	2,56,150
FD-Alla.Bank,KIIT-20139451775	-	86,334
FD-Alla.Bank,KIIT-50002705881	7,19,793	5,86,292
FD-Alla.Bank,KIIT-50002705916	7,19,793	5,86,292
FD-Alla.Bank,KIIT-50010133720	-	2,40,01,238
FD-Alla.Bank,KIIT-50033302988	57,518	2,05,409
FD-Alla.Bank,KIIT-50037604770	28,846	1,55,335
FD-Alla.Bank,KIIT-50037604781	17,307	93,202
FD-Alla.Bank-KIIT-50145558402	1,43,233	71,657
FD-Alla.Bank-KIIT-50188047442	8,864	1,583
FD-Alla.Bank-KIIT-50231261151	35,22,445	-
FD-Alla.Bank-KIIT-50269500629	599	-
FD-Alla.Bank,Nayapalli-50002218877	3,935	11,646
FD-Allahabad Bank-50028720549	3,81,119	2,91,785
(ii) Bank Of India		
FD-BOI-556645110000001	13,442	9,74,875
FD-BOI-556645110000002	5,634	4,07,442
FD-BOI-556645110000008	4,37,244	2,73,852
FD-BOI-556656110000216	7,76,478	-
FD-BOI-556656110000220	1,64,263	-
FD-BOI-556656110000221	4,92,785	-
FD-BOI-556656110000232	21,04,227	-
FD-BOI-556656110000245	4,62,742	-
FD-BOI-556656110000246	1,54,247	-
(iii) Canara Bank		
FD-Canara Bank-A/C-2487401001370/1	33,66,272	25,99,934
(iv) Oriental Bank Of Commerce		
FD-OBC-04953021005737	-	5,917
FD-OBC-13463021000291	8,384	-
(v) Punjab National Bank		
FD-PNB-A/C-297700PR00022140	16,46,066	12,81,241
Interest accrued on Security Deposit		
(i) CESCO BCDD-II-Security Deposit	8,46,169	6,27,681
(b) Rent Receivable		
ABC Trading Co. Ltd.	1,75,794	1,08,000
TOTAL	1,62,82,877	3,26,25,865



**NOTES FORMING PART OF THE ANNUAL ACCOUNTS
FOR THE FINANCIAL YEAR ENDED 31.03.2015**

**KIIT UNIVERSITY
383, 384 Patia, Bhubaneswar-24**

Note 2.16 : Direct income

(Amount in ₹)

Particulars	As at March 31st,	
	2015	2014
	(₹)	(₹)
(a) STUDENTS' FEES		
Admission & Tuition Fees	1,09,99,61,896	1,34,03,25,236
Course Material Fees	82,61,750	73,44,500
Entrance & Exam Fee	14,15,253	5,43,850
Examination & Registration Fee	10,28,08,315	7,33,10,357
Hostel Fees	56,66,75,657	43,81,09,017
Mess Fees	44,38,38,521	30,57,80,027
Misc. Fees	1,62,82,830	44,29,197
Institutional Fees	2,14,97,82,242	1,30,31,27,162
Re-Admission Fees	2,62,500	2,87,500
Training Fees	55,20,300	1,46,03,818
Utility & Maintenance Fee	1,87,15,100	17,62,94,485
Sub Total	4,41,35,24,364	3,66,41,55,149
(b) R & D, SEMINAR AND CONSULTANCY INCOME		
DST-EAG Meeting	4,95,564	-
CRR Project	45,05,000	72,87,000
ICSSR Project	5,62,948	15,36,651
NI-MSME Project	5,45,000	6,75,000
National Rural Management Symposium	7,30,000	-
DCB Bank Income	14,30,000	-
OSFDC Ltd. Project	30,09,589	13,00,636
Seminar, Workshop & Conference Income	25,87,340	90,05,608
National Youth Parliament Competition	-	10,000
99th Indian Science Congress	-	40,65,945
AICTE Project-RPS-56	13,885	79,327
AICTE Project-RPS-57	-	46,441
AICTE Project-RPS-42	14,983	10,017
AICTE Project-RPS-43	55,723	4,277
AICTE Project-RPS-8-154	4,647	-
BRFST Research Project	8,30,045	6,21,845
Consultancy Income	1,67,042	1,44,283
DAE-36(4)/14/2014-BRNS	2,42,429	-
DRDO-Research Project	2,68,749	10,38,619
DST-Image Processing	-	85,315
DST-SERC-Thermal CPI Composites	-	3,11,597
DST-SERI Project	12,29,237	10,00,000
DST-TSG Project	-	4,85,000
DST-TSG/PT/51-C	6,561	-
ICSSR Project	2,78,860	3,66,036
IEI Grant for R&D Proj.on Mahua Oil	25,462	39,538
ISRD3 Project	87,179	84,137
ITRA- Remote Health Proj.	5,16,477	58,358
ITRA- Water Proj.	1,67,598	12,400
NRB-277/MAT/12-13	1,85,614	-
DST/SERB/ETA-0011	2,11,028	-
DST-SR/FTP/PS-106	35,527	-
SERB-SB/FT/CS-049	1,40,874	-
SERB-SB/FT/CS-121	1,22,557	-



**NOTES FORMING PART OF THE ANNUAL ACCOUNTS
FOR THE FINANCIAL YEAR ENDED 31.03.2015**

**KIIT UNIVERSITY
383, 384 Patia, Bhubaneswar-24**

Note 2.16 : Direct income (contd....)		(Amount in ₹)	
Particulars	As at March 31st,		
	2015	2014	
	(₹)	(₹)	
(b) R & D, SEMINAR AND CONSULTANCY INCOME			
SERB-SB/FT/CS-182	1,51,227	-	
SERB-SB/S2/CMP-059	96,858	-	
SERB-SB/S3/CE/045/2014	3,49,048	-	
SERB/SB/S3/MMER/0054	2,30,839	-	
SERB-SR/S3/ME/001	4,83,061	1,47,634	
SERB- PAC Meeting	-	14,23,002	
Grant for CCFI Project	-	10,76,400	
Grant for CDP Project	17,06,200	6,89,922	
Grant for Director of Horticulture	-	6,19,223	
Grant for OPEPA Project	7,97,172	17,46,588	
Grant In Aid- Characterizing (B N Banerjee)	1,46,600	-	
Grant In Aid- Chikungunya Virus	15,00,000	-	
Grant In Aid - DAE Conference	7,60,000	-	
Grant In Aid - Novel...	11,29,800	-	
Grant In Aid - Wnt & Hedgehog	16,09,097	-	
Grant In Aid - Longitudinal	1,00,000	-	
Grant In Aid - Study on	10,77,800	-	
Grant In Aid - TATA Steel	2,40,000	-	
Grant In Aid - NIR Absorbing	10,70,000	-	
Grant In Aid - Isolation DST-1	12,00,000	-	
Grant In Aid- Hyper... DBT	4,86,000	-	
Grant In Aid - French Conference	10,50,000	-	
Grant In Aid - Aid Iden. & Fun.. Bact	2,50,000	-	
Grant In Aid - ICMR	10,31,650	-	
Grant In Aid - Diabetes	19,29,533	-	
Grant for-OFSDP Project	10,34,880	12,57,120	
Grant for-OTELP, Govt. of Odisha Project	-	2,86,854	
Grant-In-Aid-BDTC	31,96,235	-	
Grant for MDP	50,80,330	37,17,967	
Grant for MORD (NGP) Project	-	4,77,300	
Grant for UNICEF Project	22,91,869	11,89,662	
Fellowship-DBT-RA(Grant)	3,52,400	-	
Chandragupta Institute Project	-	36,552	
Technoserve	-	32,400	
Reliance Foundation	-	1,51,686	
Grant for Research & Development	2,00,000	-	
Fellowship-CSIR	15,45,571	9,53,733	
Fellowship-RGNF	4,86,800	89,200	
Fellowship- DST Inspire	71,29,524	16,64,547	
Fellowship- ICMR	1,86,135	4,18,800	
DST Conference	5,89,804	1,50,000	
DST Inspire Programme	71,29,459	99,49,414	
DST Inspire Meeting	-	27,00,000	
DST FIST Programme	7,00,000	-	
67th All India Commerce Conf. Income	45,04,500	-	
Project- Chilika Development Authority	26,49,129	58,90,750	
Project- Chitosan Based Matrix System	5,14,795	2,85,466	
Project- 2 Chiroethyl Ethyl Sulfide... Mouse Skin	7,40,871	7,80,181	
Project- Conservation Genetic- DST	6,00,000	6,00,000	



**NOTES FORMING PART OF THE ANNUAL ACCOUNTS
FOR THE FINANCIAL YEAR ENDED 31.03.2015**

**KIIT UNIVERSITY
383, 384 Patia, Bhubaneswar-24**

Note 2.16 : Direct income (contd....)		(Amount in ₹)	
Particulars	As at March 31st,		
	2015	2014	
	(₹)	(₹)	
(b) R & D, SEMINAR AND CONSULTANCY INCOME			
Project- Dipas	-	2,00,000	
Project- DBT Twinning	-	12,10,000	
Project- Development of DBT	6,55,007	16,80,400	
Project- Early Diagnosis- DBT	-	-	
Project- Profiling the Radiation	-	12,88,400	
Project - LGAF	33,32,778	-	
Project - NCSCM	20,59,054	-	
Project - SC & ST Work	2,82,555	-	
Project - TERI	3,13,444	-	
Project- Fabrication-DST	7,00,000	-	
Project- Glycoprotein- ICMR	-	11,26,970	
Project- Green Synthesis- DST	13,00,000	-	
Project- Hydrometallurgy	7,00,000	3,63,602	
Project- Hyperglycemia... Complication in Retina	-	5,30,000	
Project- Impact of Sliver- DST	-	23,611	
Project- Immunological-ICMR	2,85,351	7,23,406	
Project-Improvement of 5-FU-ICMR	-	8,66,815	
Project-Improving properties of L-Asparaginase-DST	-	5,18,000	
Project- Identification DBT-1(AS)	16,08,400	32,35,400	
Project- Identification DBT-2 (M.S)	-	21,00,200	
Project- Organing...Satyabrata Si	7,00,000	2,22,561	
Project-NFBSFARA	99,225	5,38,355	
Project- Phytostabilization (G.C)	-	5,50,000	
Project-Salmonella Entrica Serovar-DBT	7,12,000	6,50,540	
Project- Screening, Purification- DST	4,00,000	3,00,000	
Project- Women Scientist Scheme- DST	-	8,00,000	
Seminar & Conference Income DST	-	7,50,000	
Salmonelle Vaccins Projects	13,77,348	72,53,190	
Sub Total	8,93,22,267	8,95,33,881	
(c) Grants and Donations for Development Program			
Nehru Yuva Kendra Sangathan	-	9,65,100	
NSS Camping Programme	4,59,367	4,23,811	
Sub Total	4,59,367	13,88,911	
TOTAL	4,50,33,05,998	3,75,50,77,941	

Note 2.17 : Other income		(Amount in ₹)	
Particulars	Year ended March 31st,		
	2015	2014	
	(₹)	(₹)	
(a) Interest income (Refer Note (i) below)	10,15,45,836	2,05,90,233	
(b) Other non-operating income (net of expenses directly attributable to such income) (Refer Note (ii) below)	52,40,11,467	34,15,96,998	
(c) Prior period income (Refer Note (iii) below)	3,63,111	-	
TOTAL	62,59,20,414	36,21,87,231	



**NOTES FORMING PART OF THE ANNUAL ACCOUNTS
FOR THE FINANCIAL YEAR ENDED 31.03.2015**

**KIIT UNIVERSITY
383, 384 Patia, Bhubaneswar-24**

Note 2.17 : Finance costs

(Amount in ₹)

Particulars	Year ended March 31st,	
	2015	2014
	(₹)	(₹)
(a) Interest expense on:		
(i) Borrowings		
Interest on Term Loan	45,87,70,355	43,84,24,701
Interest on O/D A/c	10,62,18,286	11,28,93,783
(ii) Others	-	-
Interest on Sales Tax	-	-
Interest on TDS	3,01,969	-
Sub total	56,52,90,610	55,13,18,484
(b) Other borrowing costs		
Loan Processing Fees	2,01,23,313	1,94,60,627
LC/BG Commission Charges	2,25,090	-
Bank Charges & Commission	76,74,582	8,85,042
Sub total	2,80,22,984	2,03,45,669
TOTAL	59,33,13,594	57,16,64,152

Note 2.18 : Other expenses

(Amount in ₹)

Particulars	Year ended March 31st,	
	2015	2014
	(₹)	(₹)
(a) Education & Related Expenses:		
Placement Expenses	1,62,60,189	1,48,41,509
Convocation Expenses	33,24,529	30,49,577
Conference Related Expenses	16,13,009	-
Education Related Expenses	4,18,91,906	4,91,08,081
Entrance Exam Expenses	4,07,63,913	3,84,47,282
Facility & logistics	1,35,000	-
Faculty Recruitment Expenses	5,79,631	12,84,334
Hostel Expenses	2,82,00,020	2,21,58,187
Admission Expenses	49,98,731	1,01,62,008
Journals & Periodicals		
a) e-Journals	1,42,25,011	1,02,93,604
b) International Journals	71,99,174	32,73,406
c) National Journal	33,61,672	7,45,322
d) Print Journal	3,83,102	4,22,056
e) News Paper & Magazines	3,29,775	1,57,761
Scholarship & Stipend		
a) Stipend to Afghani Students	-	20,93,150
b) Free Studentship	7,69,93,811	7,94,09,450
c) KIIT Scholarship for Tribal Student	1,56,000	1,92,000
d) KIIT Merit Scholarship.	47,45,000	25,34,000
e) Stipend to PG & Intern Students	3,76,66,585	3,31,15,801
f) M.Tech & Ph.D Stipend	62,63,725	52,74,787
Summer and Internship Training	71,33,477	69,28,013
Student Welfare Expenses	6,40,178	24,76,039
Student Boarding Expenses	35,69,54,607	33,30,82,595
Students Activities	2,46,77,143	2,09,96,959
Training Program Expenses	-	2,00,000
Sub total	67,84,96,188	64,02,45,921



Note 2.17 : Other income (Contd.....)		(Amount in ₹)	
Particulars	Year ended March 31st,		
	2015	2014	
	(₹)	(₹)	
(i) Interest income comprises:			
Interest from banks on: Fixed deposits	1,73,79,420	1,22,81,541	
Interest from banks on: Savings deposits	62,14,346	74,32,672	
Interest on Income Tax Refund	7,70,53,137	-	
Other Interest (Against Scurity Deposit of CESU)	8,98,933	8,76,020	
Total - Interest income	10,15,45,836	2,05,90,233	
(ii) Other non-operating income comprises:			
Discount Received	31,069	1,91,441	
Income from facilities uses	3,17,96,983	2,17,29,829	
Insurance Claim	14,000	16,800	
Sale of Medicines	10,05,62,529	9,01,02,407	
User Fee from Hospital	35,84,74,650	20,06,36,018	
Stock Adjustment	87,86,585	42,61,475	
Miscellaneous income	2,43,45,651	2,46,59,028	
Total - Other non-operating income	52,40,11,467	34,15,96,998	
(iii) Details of Prior period items (net)			
Prior period income	3,63,111	-	
Prior period items (net)	3,63,111	-	
TOTAL	62,59,20,414	36,21,87,231	

Note 2.16 : Employee benefits expense		(Amount in ₹)	
Particulars	Year ended March 31st,		
	2015	2014	
	(₹)	(₹)	
(a) Salaries and wages			
Salary (Teaching Staff)	79,84,02,818	65,57,10,549	
Salary (Non-Teaching Staff)	50,87,60,009	41,56,51,506	
(b) Contributions to provident and other funds			
Employer's Contribution to P.F	3,45,13,942	1,74,44,773	
Employer's Contribution to E.S.I	1,15,75,362	1,10,97,586	
EPF Administrative Charges	40,30,563	22,99,233	
(c) Staff welfare expenses			
Staff Development Expenses	30,51,918	19,23,073	
Staff Amenities	15,22,998	15,08,758	
Staff Welfare Expenses	46,95,391	24,55,276	
TOTAL	1,36,65,53,001	1,10,80,90,754	



Note 2.18 : Other expenses (Contd...)

(Amount in ₹)

Particulars	Year ended March 31st,	
	2015	2014
	(₹)	(₹)
(b) R & D, SEMINAR, WORKSHOP AND CONSULTANCY EXP.		
CRR Project Expenses	62,42,379	73,79,441
Centre for Intellectual Property Studies	20,323	-
DC Handicraft Project Expenses	-	4,11,000
Expenses on Kalahandi Project	69,481	2,53,476
Indian Social Science Congress Exp.	-	92,000
IUAES 2012-Inter Congress on Children & Youth	-	4,50,000
Ni-Msme Project Exp.	-	11,20,786
Research Methodology Workshop	-	5,32,750
Research & Training Expenses	39,54,361	1,00,000
SDP & PRT Training	3,59,362	6,83,107
Seminar & Conferences	1,31,58,361	1,60,52,447
Moist Project Expenses	4,71,548	-
SCST RTI Project Expenses	45,000	-
Training Program-OSFDC	1,15,211	-
Seminar on Infrastructure Law	2,83,042	-
Seminar on Insurance Law	2,70,391	-
99th Indian Science Congress	-	70
Training for ACLC & BLS	1,254	45,000
Isolation of Adhesive	70,406	-
Incidence	1,92,628	-
Immunological	13,17,480	-
Long Term & Short Term Project Expenses	-	4,94,671
Workshop on Combating Cyber Crime	93,083	-
Moot Court Competition	6,85,099	-
Proposal Submission Fee	9,68,540	-
Research Prog.-Water Proj.-ITRA	1,67,598	12,400
Research Prog.-Remote Health Proj.-ITRA	5,16,477	58,358
Research Prog.-AICTE-8-154	4,647	-
Research Prog.-Image Processing-DST	-	85,315
Research Prog.-Thermal CPI Composites-DST-SERC	-	3,11,597
Research Prog.-AICTE-RPS-42	24,041	17
Research Prog.-AICTE-RPS-43	25,802	4,277
Research Prog.-AICTE-RPS-56	28,885	63,627
Research Prog.-BRNS-36(4)-14/20	2,38,807	-
Research Prog.-AICTE-RPS-57	-	46,060
Research Prog.-BRFST	1,53,306	2,16,783
Research Prog.-BRFST-02	6,76,739	4,05,062
Research Prog.-DRDO	2,68,749	10,38,619
Research Prog.-DST-SERI	11,20,191	9,47,901
Research Prog.-DST-TSG	6,561	4,55,890
Research Prog.-DST-ETA/0011	2,08,937	-
Research Prog.-ICSSR	2,32,570	6,65,984
Research Prog.-IEI for Mahua Oil	30,601	39,538
Research Prog.-ISR3	87,179	84,137
Research Prog.-SERB	4,83,061	1,47,634
Research Prog.-NRB/277/MAT	1,85,614	-
Research Prog.-SERB/SB/FT/CS-049	1,40,874	-



Note 2.18 : Other expenses (Contd...)

(Amount in ₹)

Particulars	Year ended March 31st,	
	2015	2014
	(₹)	(₹)
(b) R & D, SEMINAR, WORKSHOP AND CONSULTANCY EXP.		
Research Prog.-SERB/SB/FT/CS-121	97,557	-
Research Prog.-SERB/SB/FT/CS-182	1,51,227	-
Research Prog.-SERB/SB/S2/CMP-059	96,858	-
Research Prog.-SERB/SB/S3/CE-045/2014	3,25,017	-
Research Prog.-SERB/SB/S3/MMER-0054	2,30,839	-
Research Prog.-SERB/SR/FTP/PS-106	35,527	-
Research, Development & Consultancy Exp.	47,66,909	17,92,932
SERB- PAC Meeting	-	14,23,002
Research Programme- CCFI Project	4,073	9,33,291
Research Programme- CDP Project	2,16,232	5,77,904
Research Programme- Chilika Development Authority Project	31,33,191	23,16,588
Research Programme- OPEPA Project	1,96,990	7,58,556
Research Programme- OTELP, Govt. Of Odisha	-	1,64,590
Research Programme-OFSDP Project	28,662	8,87,763
Research Programme-Director of Horticulture	-	4,08,991
Research Programme-MDP Project	40,01,430	21,88,281
Research Programme-MORD (NGP) Project	4,34,273	83,408
Research Programme-UNICEF Project	12,99,362	17,28,559
Aid Identification & Fun.. Bact	1,51,854	-
Fellowship-CSIR	17,69,560	9,32,666
Fellowship-RGNF	4,60,800	1,52,400
Longitudinal .. DBT-1	45,314	-
Novel Formulation ... Beverages	2,36,781	-
Plant Growth-Dr Gopal & Gurudeep	3,98,994	-
Profiling the....DNA(B.N. Banerjee)	4,92,116	-
Purification &A.Ghatak	1,19,156	-
Purification,DST Project (P.Tripathy)	8,937	-
Role of TRL,DBT-1(B.N Banerjee)	5,33,140	-
Wnt & Hedgehog.....Ratna Kumari	5,39,185	-
Contingency-DST National Meet	1,81,995	-
Contingency-Projects	10,110	-
Fellowship-DBT-RA	2,40,260	-
Study on.....Local Population(T.Parija)	1,50,103	-
Testing Anti-Bacterial.....S.Nayak	13,146	-
Manpower-Purification(A.Ghatak)	1,12,000	-
Travel & Conveyance-National Meet	8,60,679	-
Fellowship- DST Inspire	60,74,632	20,67,296
Fellowship- ICMR	2,59,200	4,19,375
DST Inspire Progamme	75,26,627	61,62,334
Project-Biogas Development Training Center	10,48,273	8,13,289
Project- Chitosan Based Matrix System	2,54,774	2,12,030
Project- 2 Chiroethyl Ethyl Sulfide... Mouse Skin	5,15,116	7,38,516
Project- Conservation Genetic- DST	1,18,333	5,64,152
Project-Cigarette Smoke Induced Breast Cancer	-	1,05,479
Absorbing Gold..... DST-2	49,239	-
Development of Hydrogel	134	-
Project - LGAF	20,69,297	-
Project- Nanobead, DBT	15,000	-
Project - NCSCM	5,33,831	-
Project - TERI	76,120	-
Project- Development of DBT	13,74,999	1,81,299



Note 2.18 : Other expenses (Contd...)		(Amount in ₹)	
Particulars	Year ended March 31st,		
	2015	2014	
	(₹)	(₹)	
(b) R & D, SEMINAR, WORKSHOP AND CONSULTANCY EXP.			
Project- Dipas	79,611	7,17,695	
Project-Drug Molecules for the Treatment of Tuberculosis-DBT	-	1,79,349	
Project- Early diagnosis DBT-1	1,68,000	2,37,776	
Project- Fabrication (S.T)	2,56,557	3,21,663	
Project- Glycoprotein- ICMR	8,53,478	12,78,964	
Project- Green Synthesis- DST	17,09,079	5,07,128	
Project- Hydrometallurgy	3,22,581	9,357	
Project- Hyperglycemia... Complication in Retina	7,85,729	3,74,633	
67th All India Commerce Conference	52,65,444	-	
Project-Improvement of 5-FU-ICMR	96,792	4,75,131	
Project-Improving properties of L-Asparaginase	27,068	80,766	
Project- Identification DBT-2 (M.S)	19,39,262	7,92,044	
Project- Identification DBT-1 (M.S)	1,85,256	-	
Project- Identification DBT-1(AS)	22,08,533	6,82,437	
Project-NFBSFARA	1,27,347	6,62,516	
Project- Organing...Satyabrat Si	4,28,903	28,878	
Project-Salmonella Entrica Serovar-DBT	-	2,33,978	
Project- Screening, Purification- DST	2,57,830	3,21,361	
Project- TIC- Treatment of Solid Tumors- DBT	1,42,617	5,54,547	
Project- Workshop & Seminar by DST	2,60,555	3,00,167	
Project- Women Scientist Scheme- DST	-	2,03,770	
Salmonelle Vaccins Projects (KSBT)	11,28,425	21,23,307	
Sub total	9,04,19,507	6,78,96,115	
(c) GRANTS & DONATIONS FOR DEVELOPMENT PROG.			
Foot Ball Tournament	-	26,990	
Chess Tournament	10,70,650	7,80,672	
National Youth Awardees Summit Expenses	8,37,021	-	
NSS Camping Programme	2,88,065	3,48,619	
East Zone Inter University Tournament	22,37,298	-	
All India Inter University Athletics Championship	-	40,497	
All India Inter Zone University Kabadi	4,43,535	-	
Sub total	48,76,569	11,96,778	
(d) Administrative & establishment expenses:			
Affiliation & Membership & Inspection Fees	90,33,904	1,26,74,941	
Advertisement & Publicity	6,65,96,777	2,21,32,840	
Advance Written Off	3,72,893	-	
Assistantshop Fees	-	74,194	
Audit Fees	34,38,778	34,04,901	
Biomedical Wastages	17,36,241	16,93,108	
Communication & Related	37,27,612	31,39,188	
Contribution to C.M.R.F (Net)	-	26,41,383	
Cost of Medicine Sold	10,36,10,224	8,13,13,916	
Consultancy & Legal Expenses	7,03,56,727	1,90,02,256	
Diet Expenses	1,12,96,743	91,47,061	
Discount Allowed	64,798	34,889	
Documentation Exp.	8,40,349	9,06,098	
Donation for Different Programmes	11,91,701	34,19,490	
Donation to KISS	51,68,99,341	27,19,04,435	
Drugs & Chemicals, Labrotary Expenses etc	6,87,80,093	3,69,58,256	
Electricity and Water	12,07,23,098	10,36,95,591	



**NOTES FORMING PART OF THE ANNUAL ACCOUNTS
FOR THE FINANCIAL YEAR ENDED 31.03.2015**

**KIIT UNIVERSITY
383, 384 Patia, Bhubaneswar-24**

Note 2.18 : Other expenses (Contd...)		(Amount in ₹)	
Particulars	As at March 31st,		
	2015	2014	
	(₹)	(₹)	
(d) Administrative & establishment expenses:			
Facility & logistics	2,75,80,922	2,15,01,408	
Fuel Oil & Lubricants	2,43,25,470	1,99,24,753	
Fluctuation in Currency Exchange	4,369	2,886	
Health Camp Expenses	2,21,393	1,29,876	
House Keeping Expenses	6,53,29,877	5,38,67,255	
Hospital Related Expenses	49,21,079	74,90,683	
Gardening Expenses	69,00,648	74,07,406	
# Insurance			
a) Other Fixed Assets	4,15,500	12,00,402	
b) Vehicle	27,04,560	25,59,836	
c) Mediclaim	20,86,939	32,02,583	
d) Cash Transit	-	11,030	
Inspection Expenses	3,35,438	1,48,586	
Liveries & Uniforms	28,89,551	39,93,837	
Licence Fee	53,98,407	28,09,781	
Medical Expenses	1,11,304	7,487	
Meeting Expenses	18,41,462	12,62,614	
Minor Instruments & Accessories	57,43,324	36,40,789	
Misc. Expenses	19,44,295	6,29,560	
Newspaper & Magazines	8,23,851	17,14,640	
Office Expenses	25,81,983	17,01,691	
Other Expenses	11,66,111	8,04,818	
Photocopy, Print. & Stationery, Material & Consumables	4,28,44,706	3,52,99,969	
PR & Image Building Exp.	48,00,139	27,56,567	
Puja Expenses	1,15,957	86,020	
Registration & Verification Fee	28,000	17,600	
Relief & Charity Expenses	-	73,600	
Rent, Rates & Taxes	3,42,26,079	3,36,86,870	
# Repair & Maintenance:			
a. Building	1,93,50,839	1,64,37,053	
b. Other Assets	2,76,02,426	2,87,74,933	
c. Vehicle	35,52,539	39,57,519	
c. Computer	80,92,794	85,65,223	
Sculpture Workshop Expenses	2,60,932	1,98,553	
Student Welfare Expenses	-	1,15,261	
Temporary Structure (Interior Decoration)	4,90,619	17,76,258	
Telephone & Internet Exp.	1,29,09,195	1,03,40,110	
Transport, Travelling & Conveyance	2,93,76,012	2,14,04,052	
Watch & Ward	52,78,712	99,05,226	
X RAY Assessories	39,69,180	-	
Bad debt.	-	-	
Sub total	1,32,88,93,890	87,95,49,282	
(e) Prior period items (net)			
Prior Period Adjustment	9,56,394	11,36,541	
Sub total	9,56,394	11,36,541	
TOTAL	2,10,36,42,548	1,59,00,24,637	



**NOTES FORMING PART OF THE ANNUAL ACCOUNTS
FOR THE FINANCIAL YEAR ENDED 31.03.2015**


**KIIT UNIVERSITY
383, 384 Patia, Bhubaneswar-24**

Note:

(Amount in ₹)

Particulars	As at March 31st,	
	2015	2014
	(₹)	(₹)
(i) Payments to the auditors comprises		
As auditors - statutory audit	34,38,778	34,04,901
For taxation matters		
For other services		
Reimbursement of expenses		
TOTAL	34,38,778	34,04,901

As per our report attached
for **Santosh K. Agrawalla & Associates**
Chartered Accountants
Firm's Registration No.322231E


CA. S. K. Agrawalla
Partner
Membership No- 055996



Place : Bhubaneswar
Date : June 30, 2015.